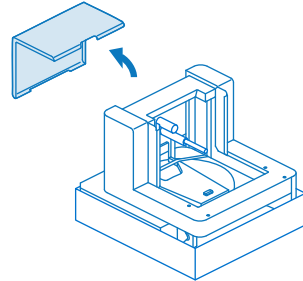
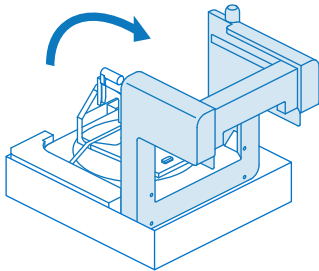


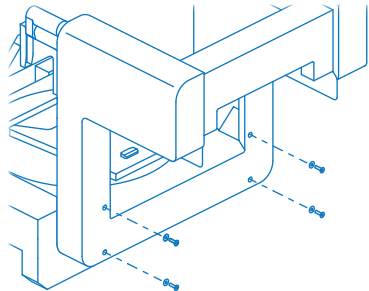
- 1** Remove top foam, side foam, and accessory box



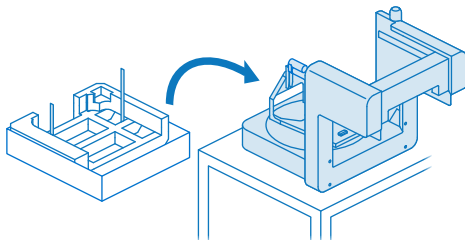
- 2** Remove orange cover



- 3** Unfold Form Auto



- 4** Using the 5 mm hex wrench, install 4x gantry screws with washers



- 5** Cut strap securing Form Auto to bottom foam. Remove Form Auto from bottom foam and place on a work table



- 6** Continue the Form Auto setup by following the instructions at [www.formlabs.com/form-auto-support](http://www.formlabs.com/form-auto-support)